

# DL-104R

## 120V Line Voltage

### 4" NON-IC Type Remodel Housings For Incandescent

Catalog #		Type
Project		Date
Prepared by		

#### INCANDESCENT

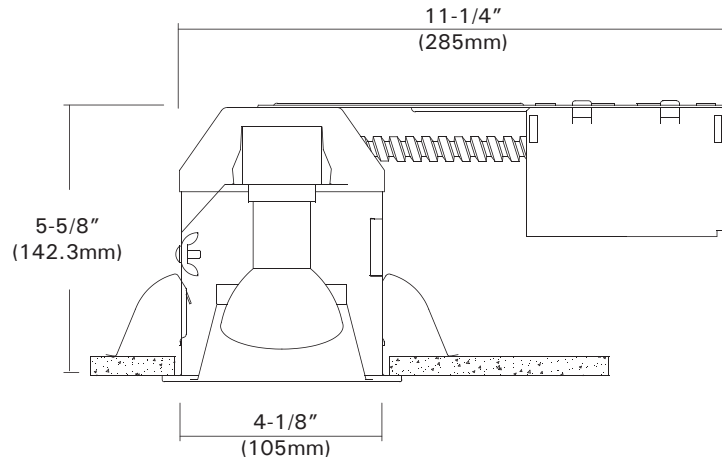


#### DESCRIPTION

The DL-104R is a 4" aperture remodel housing for PAR20 and R20 incandescent lamps.

#### APPLICATION

The DL-104R is designed for use in both non-insulated and insulated existing ceilings. Insulation must be kept a minimum of 3" from all sides of the housing and it can be installed from below the ceiling.



#### DESIGN FEATURES

**Ceiling Cut-out : 4-3/8"**  
**Lamp, Max, Watt. : 50W PAR20, R20, A19 / 60W PAR16**

##### • Housing

- Single wall aluminum housing.
- 5-1/2" height allows use in 2"X6" joist construction.
- Housing adjusts for ceilings up to 1/2" thick.

##### • Junction Box

- Listed for through branch circuit wiring. (Max. 8 No 12 AWG 90°C branch circuit conductors. (4 in, 4 out))
- (5) 1/2" knockouts with true pry-out slots and (4) knockouts with Romex cable clamp.
- Ground wire provided on J-box.

##### • Remodel Clips

- 3 remodel clips secure housing and accommodates 1/2" and 5/8" ceiling materials.

##### • Socket

- Medium base porcelain with nickel-plated copper screw shell.
- Snaps into bracket for consistent lamp positioning.

##### • Lamp

- Lamp ratings based on trim selected - See trim page for more details.

##### • Thermal Protector

- Self-resetting thermal protector in the housing deactivates fixture if overheating occurs due to improper lamping or insulation.

##### \* Listing

- UL, c-UL listed for damp location.
- UL, c-UL listed for feed through.

##### • Optional "Quick Connect" Push-in wire connectors.

- Three "Quick Connectors"
- Pre-installed push-in wire connectors for fast and easy wiring.

# Trims

## 4" Incandescent Trims For

DL-104, DL-104R, IC-104AT

Catalog #		Type
Project		Date
Prepared by		

### INCANDESCENT

**TM-24B** Metal Baffle  
*PAR20/R20-50W, PAR16-60W*  
 White Metal Trim Ring  
 O.D : 4-7/8"



**TM-24R** Reflector  
*PAR20/R20-50W, PAR16-60W*  
 White Metal Trim Ring  
 O.D : 4-7/8"




**TM-25** Wall Wash  
*PAR20/R20-50W, PAR16-60W*  
 White Metal Trim Ring  
 O.D : 4-7/8"



**TM-25B** Wall Wash w/ Baffle  
*PAR20/R20-50W, PAR16-60W*  
 White Metal Trim Ring  
 O.D : 4-7/8"  
 Symbol (R) is for Reflector




**TM-28** Gimbal  
*PAR20/R20-50W*  
 White Metal Trim Ring  
 O.D : 4-7/8"



**TM-29B** Slotted Wall Wash w/ Baffle  
*PAR20/R20-50W, PAR16-60W*  
 White Metal Trim Ring  
 O.D : 4-7/8"



**TM-34P** Pin Hole w/ Baffle  
*PAR20/R20-50W, A19-50W*  
 White Metal Trim Ring  
 O.D : 4-7/8"



**TM-84E** Eyeball  
*R20/PAR20-50W*  
 White Metal Trim Ring  
 O.D : 4-7/8"



# Trims


## 4" Incandescent Trims For

DL-104, DL-104R, IC-104AT

Catalog #		Type
Project		Date
Prepared by		

### INCANDESCENT

**TM-213** Frosted Lens w/ Clear Center  
**PAR20/R20-50W**  
 White Metal Trim Ring  
 O.D : 4-7/8"



TM-213-WH

TM-213-SN

TM-213-MO

**TM-215** Shower Fresnel Lens  
**PAR20/R20-50W**  
 White Metal Trim Ring  
 O.D : 4-7/8"




TM-215-WH

TM-215-CH

TM-215-MO

**TM-216** Shower Drop Opal Lens  
**PAR20/R20-50W**  
 White Metal Trim Ring  
 O.D : 4-7/8"




TM-216-WH

TM-216-SN

TM-216-CH

**TM-217** Shower Albalite Lens  
**PAR20/R20-50W**  
 White Metal Trim Ring  
 O.D : 4-7/8"




TM-217-WH

TM-217-SN

TM-217-MO

**TM-215-AS** Frosted Flat Lens  
**PAR20/R20-50W**  
 White Metal Trim Ring  
 O.D : 4-7/8"



TM-215-WH-AS

TM-215-MO-AS

### ORDERING INFORMATION

Choose the catalog / finish codes that best suit your needs and enter it on the appropriate line.

TRIM MODEL	REFLECTOR	BAFFLE	METAL RING
	<b>CL</b> :Clear	<b>WH</b> :White	<b>WH</b> :White
	<b>WH</b> :White	<b>BK</b> :Black	<b>BK</b> :Black
	<b>GD</b> :Gold	<b>SN</b> :Satin Nickel	<b>SN</b> :Satin Nickel
	<b>MA</b> :Matte Platinum	<b>AN</b> :Antique Nickel	<b>AN</b> :Antique Nickel
	<b>CP</b> :Champagne	<b>AC</b> :Antique Copper	<b>AC</b> :Antique Copper
	<b>PR</b> :Pewter	<b>MO</b> :Mocha	<b>MO</b> :Mocha
	<b>HC</b> :Haze Clear	<b>CA</b> :Cappuccino	<b>CA</b> :Cappuccino
		<b>CH</b> :Chrome	<b>CH</b> :Chrome
		<b>UN</b> :Natural Steel	<b>UN</b> :Natural Steel
		<b>PB</b> :Polished Brass	<b>PB</b> :Polished Brass

Examples:

TM-24B-BK-WH = White Trim Ring w/ Black Baffle

TM-215-WH = Fresnel Lens w/ White Metal Ring

TM-25R-CL-WH = White Wall Wash Trim Ring w/ Clear Reflector

TM-28-AC = Antique Copper Gimbal Trim Ring

TM-217-WH = Albalite Lens w/ White Metal Ring